# Technical Data Sheet

CODE 12018

# MICRO 100 I T

Centrifugal duct fans for flush mounting

## Certifications

IMQ

CE

IMQ Performance

EAC

## TECHNICAL AND PERFORMANCE DATA

| | |
|---|---|
| Absorbed power 1st speed (W) | 20 |
| Frequency (Hz) | 50 |
| Insulation Class | II° |
| IP | X4 |
| Max ambient temperature for continuous operation (°C) | 50 |
| Max. absorbed Current at max. speed (A) | 0,12 |
| Max. absorbed Current at min. speed (A) | 0,10 |
| Max. absorbed power at max speed (W) | 27 |
| Nominal Diameter (mm) | 100 |
| Ø Discharge Hole (mm) | 73,5 |
| Voltage (V) | 220-240 |
| Weight (Kg) | 1,93 |
| Delivery 1st speed (l/s) | 21 |

| | |
|---|---|
| Delivery 1st speed (m³/h) | 75 |
| Max delivery at max speed (l/s) | 31 |
| Max delivery at max speed (m³/h) | 110 |
| Pressure - 1st speed (mmH20) | 20 |
| Pressure - 1st speed (Pa) | 196 |
| Pressure max - max speed (mmH20) | 25 |
| Pressure max - max speed (Pa) | 245 |
| RPM max | 1450 |
| RPM min | 1010 |
| Sound pressure level Lp [dB (A)] 3m - max speed | 34,3 |
| Sound pressure level Lp [dB (A)] 3m - min speed | 26,3 |
| Sound pressure level side extraction [dB(A)] 3m - max speed | 33,5 |
| Sound pressure level side extraction [dB(A)] 3m - min speed | 25,9 |

## DIMENSIONS

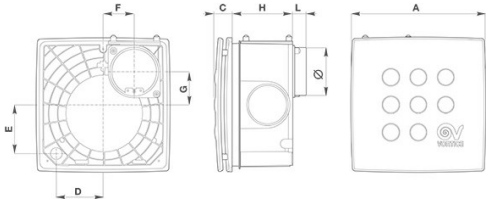


| | |
|---|---|
| Etichetta Energetica | NO |
| Size A (mm) | 258 |
| Size C (mm) | 34 |
| Size D (mm) | 92 |
| Size E (mm) | 90 |
| Size F (mm) | 64 |
| Size G (mm) | 60 |
| Size H (mm) | 118 |
| Size L (mm) | 26 |

PER INFORMAZIONI:
Servizio al Cliente: tel +39 02 90699395 premendo 1 dopo messaggio registrato (consulenza su prodotti e impianti)
Pre & Post Vendita: fax +39 02 90699302
Email prevendita: prevendita@vortice-italy.com

# Technical Data Sheet

CODE 12018

# MICRO 100 I T

Centrifugal duct fans for flush mounting

## DESCRIPTION

• Material used for parts not recessed into wall: white ABS plastic.
• Material used for parts recessed into wall: talc-filled black plastic (PP) giving added strength.
• Nominal diameter 100 mm.
• Capacitor start 2-speed induction motor coupled to a forward bladed centrifugal impeller, with thermal overload cutout and self-lubricating bushings.
• Minimum air flow 75 m3/h
Maximum air flow 110 m3/h
• Equipped with electronic timer designed to shut off the motor automatically after a set interval, selectable during installation in the range 3'-20' (default setting 3').
• IMQ SAFETY and IMQ PERFORMANCE certifications.

## CURVES

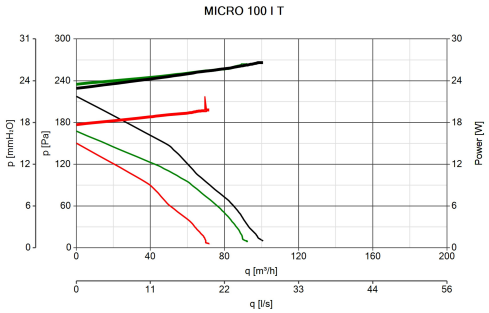


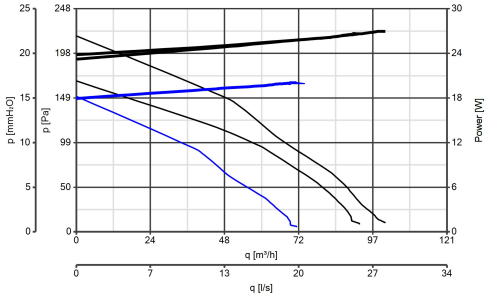


## ACCESSORIES

DEVIATORE DI FLUSSO M 10/4
Code 22310



KIT SOFFITTO MICRO
Code 22491

PER INFORMAZIONI:
Servizio al Cliente: tel +39 02 90699395 premendo 1 dopo messaggio registrato (consulenza su prodotti e impianti)
Pre & Post Vendita: fax +39 02 90699302
Email prevendita: prevendita@vortice-italy.com